



Mary Washington Healthcare ANNUAL REPORT SUMMARY 2018

COMMUNITY SUPPORT

Community benefits:

\$60 Million

Community Benefit refers to health-related initiatives and activities undertaken by Mary Washington Healthcare to improve the health of people in the communities we serve.

Financial assistance:

\$18.4 Million

Unreimbursed care to Medicare & Medicaid patients:

\$36.1 Million*

*Note: More than \$36.1 Million in unremibursed care to Medicare patients was also provided. While the IRS does not recognize this as Community Benefit, it is an additional contribution by MWHC to the community.

Grants to the community:

\$796,484

FINANCES

*Figures are represented in the millions.

Revenue

**\$624.2
Million**



Expenses

Salaries and Benefits to Employees:	\$292.2
Contract Personnel:	\$24.1
Contract Services:	\$67.8
Supplies:	\$112.5
Professional Fees:	\$67.3
Cost of Goods Sold:	\$4.7
General and Administrative:	\$18.8
Intrest, depreciation and amortization:	\$49.3
Rent:	\$9.2
Utilities:	\$5.4
Insurance:	\$1.7
Other:	\$5.2

Total: \$658.1 Million

PATIENT DATA


*Graphics in the Patient Data section represent a 1:1000 ratio.

Inpatient Discharges



26,648

Emergency Department Visits



114,827

Surgeries




16,138

Newborn Deliveries



3,635


Outpatient Visits



306,650

PATIENT DATA

Emergency Department Visits



114,827

**Graphics in the Patient Data section represent a 1:1000 ratio.*

