



Mary Washington Healthcare ANNUAL REPORT SUMMARY 2018

COMMUNITY SUPPORT

Community benefits:

\$60 Million

Community Benefit refers to health-related initiatives and activities undertaken by Mary Washington Healthcare to improve the health of people in the communities we serve.

Financial assistance:

\$18.4 Million

Unreimbursed care to Medicare & Medicaid patients:

\$36.1 Million*

**Note: More than \$36.1 Million in unremibursed care to Medicare patients was also provided. While the IRS does not recognize this as Community Benefit, it is an additional contribution by MWHC to the community.*

Grants to the community:

\$796,484

FINANCES

**Figures are represented in the millions.*

Revenue

**\$624.2
Million**



Expenses


Salaries and Benefits to Employees:	\$292.2
Contract Personnel:	\$24.1
Contract Services:	\$67.8
Supplies:	\$112.5
Professional Fees:	\$67.3
Cost of Goods Sold:	\$4.7
General and Administrative:	\$18.8
Intrest, depreciation and amortization:	\$49.3
Rent:	\$9.2
Utilities:	\$5.4
Insurance:	\$1.7
Other:	\$5.2

Total: \$658.1 Million

PATIENT DATA


**Graphics in the Patient Data section represent a 1:1000 ratio.*

Inpatient Discharges



26,648

Emergency Department Visits



114,827

Surgeries




16,138

Newborn Deliveries



3,635


Outpatient Visits



306,650

PATIENT DATA

Emergency Department Visits



114,827

**Graphics in the Patient Data section represent a 1:1000 ratio.*